



SOLARIO
LOUVRE PERGOLA







Outdoor Living Solutions by Systems

Re-Tract Outdoor Living Solutions are designed and manufactured in India. They expertly combine the traditional Indian veranda concept with a modern opening louvered roof creating a seamless transition between indoor and outdoor space. Create an Alfresco lifestyle in your home that you have only dreamed about, by taking full advantage of your outdoor living space.

A Solution for Every Space

Re-Tract Outdoor Living Solutions are uniquely modular. They can either be freestanding, attached to an existing wall, or fitted into an existing roof or pergola. Whatever the project you choose the configuration and we will build it to suit!

Why Choose Re-Tract Outdoor Living Solutions?

- i Extend your outdoor living to all seasons from Summer Monsoons to the Winters,
- i Provide protection from adverse weather
- i Strong aluminum exterior construction
- i Increase the look and value of your home
- i Wow your guests with automated louvres, screens and lights



Design Shall be dynamic, not static. Design shall be three dimensional, people live in volumes, not planes.

Six Key Features

Re-Tract Outdoor Living Solutions have been designed in India with In wether conditions mind. There are six key reasons to choose our brand:



RELIABILITY

To ensure utmost reliability and minimal maintenance, we Have selected only the best French linear motor to operate our louver blades



EP TECHNOLOGY

To provide a more weather resistant roof seal, our unique Louvre blades use end Pivot (EP) technology sit only a few centimeters above the gutter when closed



INTEGRATED GUTTER

To reduce rainwater leaks and provide a Clean, seamless look, we have integrated the gutter into the outer beam, which also provides additional structural strength



GUTTER BOX

We avoid ugly silicone gutter corner joints with our exclusive solid aluminum gutter box and cover plates.



HIDDEN PIPES

To provide an architectural finish, when the design includes a support post, we run gutter drain pipes down inside the post.



SCREEN SYSTEM

To increase functionality of your Solario roof we have integrated (into the outerbeam) an optional Klymate 9 drop down Zip screen Solutions.




Integrated Series

SOLARIO Louver Systems are custom made to blend beautifully with Your home ,or architecturally designed as part of a renovation or a new build.


With the louver oriented to suit the desired orientation SOLARIO transforms your deck and patio areas, while still retaining your views and sense of outdoor space.

Options include lighting that can be integrated and controlled at the touch of button.





The space you love becomes a place to live !



Installing a SOLARIO by RE-TRACT Outdoor Living Solutions is not only an efficient way to increase your homes indoor and outdoor flow and improve the space you live in, it is also a solid investment in the material value of your property.

All RE-TRACT Solutions have strong architectural lines and a timeless design.

When closed, the heavy duty 180mm blades fit snugly together to produce a weather resistant seal, that The under side resembles a clean tongue and groove finish





Wall Series

One or Two Legs



Are you looking for a practical solution for extending your living space? Indian homes come in all different sizes, shapes and colours. Solario Wall Series Louvers System may be just the solution that your family needs.

Powder coated to match your roof, or joinery and connected to your home on either one, or two sides, our Solutions can be custom made to fit the architecture and character of your home.




Light needs shade to shine!

Light control is available at the touch of a button. The automated louvres can be adjusted throughout a full 135 degrees motion, to control light and provide shade not only under the roof, but also for adjacent rooms.

Extra wind protection or privacy from neighbours

can be created with the use of a KLYMATE drop down Zip Screens. On sunny days these can be raised automatically so that the existing character of your patio, or deck remains.





Freestanding Series

Designed to create inspiring space away from the home, The Solario Freestanding Series provides the protection that allows you to enjoy your garden, in spite of unsuitable weather.

If you have organised a summer lunch, or weekend family gathering the louvres can be opened up to provide a little ventilation and plenty of shade.

The addition of klymate drop down Zip screens and closed roof protection allows barbeques to go ahead as planned, so you can enjoy outdoor living in the cooler evenings.





Innovative sub and rain protection!

The Freestanding Series can also be used to sit along Sida home where fixing details, or a low soffit height Preclude the addition of a Wall Series model.

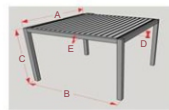
Hidden PVC downpipes run down inside the support legs, allowing optional drop down screens to close with interference.

Choose from a wide range of powder coat colors to ensure that your Re-Track outdoor Living Solutions blends nicely with home or garden

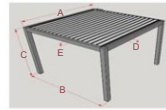


Assembly Types

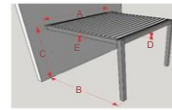
Solario Louver Pergola



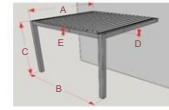
4 COLUMNS



3 COLUMNS

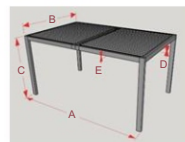


2 COLUMNS
PARALLEL LOUVERS TO WALL

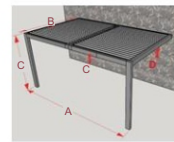


2 COLUMNS
PERPENDICULAR LOUVERS TO WALL

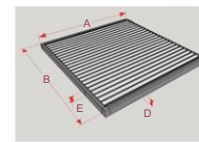
A Maximum tested Length	13'-06"	13'-06"	13'-06"	13'-06"
B Maximum tested Width	20'-00"	20'-00"	20'-00"	20'-00"
C Maximum height	12'-00"	12'-00"	12'-00"	12'-00"
D Beam dimensions	180 mm	180 mm	180 mm	180 mm
E Beam dimensions	180 mm	180 mm	180 mm	180 mm
Column dimensions	125 x 125 mm	125 x 125 mm	125 x 125 mm	125 x 125 mm
Minimum inclination	No Inclination	No Inclination	No Inclination	No Inclination
Type of drainage	Free flow or slab channeling	Free flow or slab channeling	Free flow or slab channeling	Free flow or slab channeling



DUPLEX
4 Column



DUPLEX
2 Column



NO COLUMN

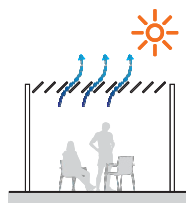
A Maximum tested Length	16'-06"	16'-06"	13'-06"
B Maximum tested Width	20'-00"	20'-00"	20'-00"
C Maximum height	12'-00"	12'-00"	****
D Beam dimensions	180 mm	180 mm	180 mm
E Beam dimensions	180 mm	180 mm	180 mm
Column dimensions	150x150 mm	150x150 mm	150x150 mm
Minimum inclination	No inclination	No inclination	No inclination
Type of drainage	Free flow or slab channeling	Free flow or slab channeling	Free flow or slab channeling

Six Controllable Features



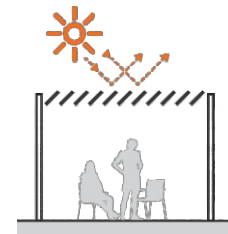
Rain Protection

When closed the roof protects you and your furniture from passing showers.



Ventilation

Allow air to flow preventing heat build-up and the house of a conservatory.



Temperature Control

Manage midday temperatures to enjoy outdoor living during the hottest part of the day

Options & Accessories

At RE-Tract we understand that our customers are often seeking turn-key solutions. That is why we offer you not only a full installation service , but also arrange of suitable accessories for your Outdoor Living System.

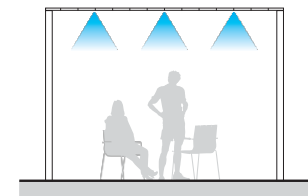
Sun, Wind and Rain Sensors

Optional sensors detect the weather conditions-if the wind picks up, or the sun is out or it begins to rain your Re-Tract will adjust automatically.



Integrated Lighting

Lighting can be fitted into the outer frame creating an intimate atmosphere and are as on for guests to stay a little longer.



Drop Down Screens for Wind Protection


Extra wind protection or privacy from neighbours can be created With the use of drop down screens , whilst still retaining your view and access to natural light. With the addition of a wind sense or the screens can put themselves away in adverse weather conditions.

Powder Coat Colour Matched to your Décor

Each Re-tract Outdoor Living System is custom made , including the powder coat finish selection. Choose from a wide range of powder coat colours to ensure that your Re-tract Outdoor Living System blends nicely with your garden or home.

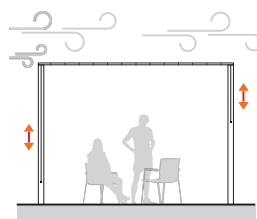
Remote Control

Opening and closing the Re-Tract louver roof is easy via the touch of a button on the remote control. Extra channels on the remote control can programmed to integrate the optional drop down screens and additional products such as outdoor sound systems, lighting etc.



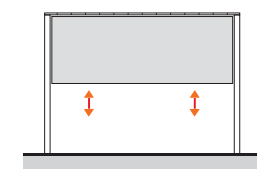
Light Control

Regulate sunlight in winter and late afternoon to better enjoy your outdoor space.



Wind Control

Drop screens down to provide some shelter from prevailing winds.



Privacy Control

Screens add a level of privacy to out door living.





To guarantee customer satisfaction and ensure and ensure a high standard of quality, Re-Track outdoor living solutions by Systems are only available tradesman who have been.Certified to install Re-track Outdoor living Solutions. You can refer to that address here and be confident that you will have a service that matches the Re-Tract product quality



Systems India Pvt Ltd.

HO-D-35 Packaging Complex,

DSIIDC Kirti Nagar Industrial Area

New Delhi- 110015, India.

Phone: +91-11-45480048/ + 91-9999990235

Delhi - Mumbai – Bangalore

Website : www.pergolaindia.com

Email ID: enquiry@systemsawnings.com